

Year: 10

Subject: Health and Social Care

Half Term 1 (5 th Sept – 21 st October) 7 weeks	Wk1	Wk2	Wk3	Wk4	Wk5	Wk6	Wk7	October Half Term Holiday
	Component 1 Human Lifespan Development: Learning Aim A1					Component 1 Human Lifespan Development: Learning Aim A2		
Half Term 2 (31 st October - 16 th December) 7 weeks	Wk8	Wk9	Wk10	Wk11	Wk12	Wk13 ●	Wk14 ●	Christmas Holiday
	Component 1 Human Lifespan Development: Learning Aim A2					Mock Pearson Set Assessment [PSA] Component 1- LAA		
Half Term 3 (2 nd January – 10 th February) 6 weeks	Wk15	Wk16 ICA	Wk17	Wk18 LC1	Wk19	Wk20	February Half Term Holiday	
	Component 1 Human Lifespan Development: Learning Aim B1			Component 1 Human Lifespan Development: Learning Aim B2				
Half Term 4 (20 th February – 31 st March) 6 weeks	Wk21 ●	Wk22 ●	Wk23 ●	Wk24 ●	Wk25 ●	Wk26 ●	Easter Holiday	What does this year contribute towards? How does this year deliver the curriculum intent? This year includes your first formal assessment that accounts for 30% of your final grade. This will be internally assessed and a sample of work will be sent to the standards verifier to check your grades. You will then start work for Component 2 in preparation for Year 11. Indicates a key assessment ●
	Component 1 Pearson Set Assessment [PSA]							
Half Term 5 (17 th April – 26 th May) 6 weeks	Wk27	Wk28	Wk29	Wk30	Wk31	Wk32	May Half Term Holiday	
	Component 1 Pearson Set Assessment [PSA] Resubmission Opportunity							
Half Term 6 (5 th June – 21 st July) 7 weeks	Wk33	Wk34	Wk35	Wk36 Trial	Wk37 Trial	Wk38	Wk39 LC2	Summer Holiday
	Component 2 Services and Values Learning Aim A							

Year:11

Subject: Health and Social Care

Half Term 1 (5 th Sept – 21 st October) 7 weeks	Wk1	Wk2	Wk3	Wk4	Wk5 IDC	Wk6	Wk7 LC1	October Half Term Holiday
	Component 3 Health and Wellbeing							
	Component 2 Health and Social Care Services and Values. Coursework							
Half Term 2 (31 st October - 16 th December) 7 weeks	Wk8	Wk9	Wk10 Trial	Wk11 Trial	Wk12	Wk13	Wk14 LC2	Christmas Holiday
	Component 3 Health and Wellbeing							
	Component 2 Health and Social Care Services and Values. Coursework							
Half Term 3 (2 nd January – 10 th February) 6 weeks	Wk15	Wk16	Wk17	Wk18	Wk19	Wk20 Trial	February Half Term Holiday	
	Component 3 Health and Wellbeing							
	Component 2 Health and Social Care Services and Values. Coursework							
Half Term 4 (20 th February – 31 st March) 6 weeks	Wk21 Trial	Wk22 Trial	Wk23	Wk24	Wk25 LC3	Wk26	Easter Holiday	What does this year contribute towards? How does this year deliver the curriculum intent? In February you will complete your ‘set task’ which is a two hour exam. This will be externally assessed. You will then make improvements and complete your coursework. This will be internally assessed and a sample of work will be sent to the standards verifier to check your grades. Indicates a key assessment
	Component 2 Health and Social Care Services and Values. Coursework							
Half Term 5 (17 th April – 26 th May) 6 weeks	Wk27	Wk28	Wk29	Wk30	Wk31	Wk32	May Half Term Holiday	
	Component 3 Health and Wellbeing Revision for resit							
	Component 2 Health and Social Care Services and Values. Coursework							
Half Term 6 (5 th June – 21 st July) 7 weeks	Wk33	Wk34	Wk35	Wk36	Wk37	Wk38	Wk39	Summer Holiday







Year: 12C

Subject: Health and Social Care Extended Certificate

Half Term 1 (5 th Sept – 21 st October) 7 weeks	Wk1	Wk2	Wk3	Wk4	Wk5	Wk6	Wk7	October Half Term Holiday
	Unit 1: Human Lifespan Development [Exam]							
	Unit 5: Meeting individual Care and Support Needs [Coursework]							
Half Term 2 (31 st October - 16 th December) 7 weeks	Wk8	Wk9	Wk10	Wk11	Wk12	Wk13	Wk14	Christmas Holiday
	Unit 1: Human Lifespan Development [Exam]							
	Unit 5: Meeting individual Care and Support Needs [Coursework]							
Half Term 3 (2 nd January – 10 th February) 6 weeks	Wk15	Wk16	Wk17 ICA	Wk18	Wk19 LC1	Wk20	February Half Term Holiday	
	Unit 1: Human Lifespan Development [Exam]							
	Unit 5: Meeting individual Care and Support Needs [Coursework]							
Half Term 4 (20 th February – 31 st March) 6 weeks	Wk21	Wk22	Wk23	Wk24	Wk25	Wk26	Easter Holiday	What does this year contribute towards? How does this year deliver the curriculum intent? This year you will study and complete the Unit 1 exam (May 2023). You will also complete Unit 5 coursework for the Extended Certificate. This unit will be internally assessed and a sample of work sent to the standards verifier to check your grades. Indicates a key assessment
	Unit 1: Human Lifespan Development [Exam]							
	Unit 5: Meeting individual Care and Support Needs [Coursework]							
Half Term 5 (17 th April – 26 th May) 6 weeks	Wk27	Wk28	Wk29	Wk30	Wk31	Wk32	May Half Term Holiday	
	Unit 1: Human Lifespan Development [Exam]							
	Unit 5: Meeting individual Care and Support Needs [Coursework]							
Half Term 6 (5 th June – 21 st July) 7 weeks	Wk33	Wk34	Wk35	Wk36 Trial	Wk37 Trial	Wk38	Wk39 LC2	Summer Holiday
	Unit 5: Meeting individual Care and Support Needs [Coursework]							

Year: 12A

Subject: Health and Social Care Diploma

Half Term 1 (5 th Sept – 21 st October) 7 weeks	Wk1	Wk2	Wk3	Wk4	Wk5	Wk6	Wk7	October Half Term Holiday
	Unit 11: Psychological Perspectives [Coursework -GWA]							
	Unit 7- Principles of Safe Practice [Coursework- KWA]							
Half Term 2 (31 st October - 16 th December) 7 weeks	 Wk8	Wk9	Wk10	Wk11	Wk12	Wk13	Wk14 	Christmas Holiday
	Unit 11: Psychological Perspectives [Coursework -GWA]							
	Unit 7- Principles of Safe Practice [Coursework- KWA]							
Half Term 3 (2 nd January – 10 th February) 6 weeks	Wk15	Wk16	Wk17 ICA	Wk18	Wk19 LC1	Wk20 	February Half Term Holiday	
	Unit 11: Psychological Perspectives [Coursework -GWA]							
	Unit 7- Principles of Safe Practice [Coursework- KWA]							
Half Term 4 (20 th February – 31 st March) 6 weeks	Wk21	Wk22	Wk23	Wk24	Wk25	Wk26	Easter Holiday	What does this year contribute towards? How does this year deliver the curriculum intent? This year you will study and complete 3 pieces of coursework for the National Diploma. These units will be internally assessed and a sample of work sent to the standards verifier to check your grades. Indicates a key assessment 
	Unit 11: Psychological Perspectives [Coursework -GWA]							
	Unit 8- Promoting Public Health [Coursework- KWA]							
Half Term 5 (17 th April – 26 th May) 6 weeks	Wk27	Wk28	Wk29	Wk30	Wk31	Wk32 	May Half Term Holiday	
	Unit 11: Psychological Perspectives [Coursework -GWA]							
	Unit 8- Promoting Public Health [Coursework- KWA]							
Half Term 6 (5 th June – 21 st July) 7 weeks	Wk33	Wk34	Wk35	Wk36 Trial	Wk37 Trial	Wk38 	Wk39 LC2	Summer Holiday
	Unit 11: Psychological Perspectives [Coursework -GWA]							
	Unit 8- Promoting Public Health [Coursework- KWA]							

Year: 13C

Subject: Health and Social Care Extended Certificate

Half Term 1 (5 th Sept – 21 st October) 7 weeks	Wk1	Wk2	Wk3	Wk4	Wk5	Wk6 IDC	Wk7	October Half Term Holiday
	Unit 2: Working in Health and Social Care [Exam]							
	Unit 14: Physiological Disorders and their care [Coursework]							
Half Term 2 (31 st October - 16 th December) 7 weeks	Wk8 LC1	Wk9	Wk10	Wk11	Wk12 Trial	Wk13 Trial	Wk14	Christmas Holiday
	Unit 2: Working in Health and Social Care [Exam]							
	Unit 14: Physiological Disorders and their care [Coursework]							
Half Term 3 (2 nd January – 10 th February) 6 weeks	Wk15 LC2	Wk16	Wk17	Wk18	Wk19	Wk20	February Half Term Holiday	
	Unit 2: Working in Health and Social Care [Exam]							
	Unit 14: Physiological Disorders and their care [Coursework]							
Half Term 4 (20 th February – 31 st March) 6 weeks	Wk21	Wk22	Wk23	Wk24 Trial	Wk25 Trial	Wk26	Easter Holiday	What does this year contribute towards? How does this year deliver the curriculum intent? This year you will study and complete the Unit 2 exam (Jan 2023). You will also complete Unit 14 coursework for the Extended Certificate. This unit will be internally assessed and a sample of work sent to the standards verifier to check your grades. Indicates a key assessment
	Unit 14: Physiological Disorders and their care [Coursework]							
Half Term 5 (17 th April – 26 th May) 6 weeks	Wk27 LC3	Wk28	Wk29	Wk30	Wk31	Wk32	May Half Term Holiday	
	Unit 14: Physiological Disorders and their care [Coursework]							
	Unit 2: Working in Health and Social Care Revision [Exam]							
Half Term 6 (5 th June – 21 st July) 7 weeks	Wk33	Wk34	Wk35	Wk36	Wk37	Wk38	Wk39	Summer Holiday

Year: 13D

Subject: Health and Social Care Diploma

Half Term 1 (5 th Sept – 21 st October) 7 weeks	Wk1	Wk2	Wk3	Wk4	Wk5	Wk6 IDC		Wk7	October Half Term Holiday
	Unit 4: Enquiries into Current Research [Controlled Assessment]								
Half Term 2 (31 st October - 16 th December) 7 weeks	Wk8 LC1	Wk9	Wk10	Wk11	Wk12 Trial	Wk13 Trial		Wk14	Christmas Holiday
	Unit 4: Enquiries into Current Research [Controlled Assessment]								
Half Term 3 (2 nd January – 10 th February) 6 weeks	Wk15 LC2	Wk16	Wk17	Wk18	Wk19	Wk20	February Half Term Holiday		
	Unit 4: Enquiries into Current Research [Controlled Assessment]			Unit 2: Working in Health and Social Care, Unit 4 Enquiries into Current Research, Unit 1 Human Lifespan Development EXAM Resit Revision					
Half Term 4 (20 th February – 31 st March) 6 weeks	Wk21	Wk22	Wk23	Wk24 Trial	Wk25 Trial	Wk26	Easter Holiday	What does this year contribute towards? How does this year deliver the curriculum intent? This year you will study and complete the Unit 4 Externally assessed set task.	
	Unit 2: Working in Health and Social Care, Unit 4 Enquiries into Current Research, Unit 1 Human Lifespan Development EXAM Resit Revision								
Half Term 5 (17 th April – 26 th May) 6 weeks	Wk27 LC3	Wk28	Wk29	Wk30	Wk31	Wk32	May Half Term Holiday	Indicates a key assessment	
	Unit 2: Working in Health and Social Care, Unit 4 Enquiries into Current Research, Unit 1 Human Lifespan Development EXAM Resit Revision								
Half Term 6 (5 th June – 21 st July) 7 weeks	Wk33	Wk34	Wk35	Wk36	Wk37	Wk38	Wk39	Summer Holiday	