



Wath Sixth Form Subject Preparation Pack

BTEC LEVEL 3 HEALTH AND SOCIAL CARE

World-class learning

World-class learning every lesson, every day

The highest expectations

Everyone can be successful; always expect the highest standards

No excuses

Create solutions not excuses; make positive thinking a habit

Growth mindset

Believe you can improve; work hard and value feedback

Never give up

Resilience is essential; be relentless in the pursuit of excellence

Everyone is valued

Diversity is celebrated; see the best in everyone

Integrity

Be trustworthy and honest; deliver on promises and walk the talk

- What is BTEC Level 3 Health and Social Care?
- Why should I study BTEC Level 3 Health and Social Care?
- What careers could BTEC Level 3 Health and Social Care lead to?
- What will I study?
- How will I be assessed?
- Recommended resources / Link to specific websites / Reading
- Equipment needed / Meet the team
- Preparation tasks

What is BTEC Level 3 Health and Social Care?

Studying Health and Social Care provides an introduction to the sector. The health and social care sector comprises two sub sectors; health care and social care. Examples from health care include all hospital activities, medical nursing homes and GP services. Examples from the social care sector include residential nursing care, residential nursing facilities, residential care facilities, domiciliary care and social work.

Pearson BTEC Level 3 National Extended Certificate in Health and Social Care is the equivalent in size to 1 A Level. This is a great choice if you would like to study other subjects alongside Health and Social Care.

Pearson BTEC Level 3 National Diploma in Health and Social Care is the equivalent in size to 2 A Levels. This is a great choice if you are intending to go on to a degree in the health and social care sector. As part of this qualification you will study contemporary issues in health and social care. Through this, you will develop higher-order skills of secondary research, evaluation and analysis.

Why should I study BTEC Level 3 Health and Social Care?

This qualification enables students to progress into work in the sector through degree programmes in areas such as nursing, midwifery, social work, physiotherapy, occupational therapy and pharmacy,

There are more than 300 distinct career paths in this sector.

The Health and Social Care sector is a major employer, employing almost four million people across the UK.

Skills gained include:

Problem solving
 Communication
 Independent learning/working
 Team working
 Ethics
 Valuing and respecting other people's opinions
 Research, analysis and evaluation
 IT

What careers could BTEC Level 3 Health and Social Care lead to?

These are some careers to explore further. This list is not exhaustive.

- Nurse
- Midwife
- Operating Department Practitioner
- Social Worker
- Support Worker
- Play Therapist
- Counsellor
- Health Service Manager
- Dental Hygienist
- Youth Worker
- Occupational Therapist
- Prosthetist

What will I study?

At Wath Academy, you can choose to study either the National Extended Certificate or the National Diploma.

	<u>National Extended Certificate</u> 360 Guided Learning Hours x6 LESSONS PER WEEK 1 A Level equivalent		<u>National Diploma</u> 720 Guided Learning Hours x12 Lessons per week 2 A Levels equivalent	
	YEAR 12		YEAR 13	
WRITTEN EXAM	UNIT 1	Human Lifespan Development	UNIT 1	Human Lifespan Development
COURSEWORK	UNIT 5	Meeting Individual Needs	UNIT 5	Meeting Individual Needs
			UNIT 7	Safe Practice in Health and Social Care
			UNIT 8	Promoting Public Health
			UNIT 11	Psychological Perspectives
	YEAR 13		YEAR 13	
WRITTEN EXAM	UNIT 2	Working in Health and Social Care	UNIT 2	Working in Health and Social Care
COURSEWORK	UNIT 14	Physiological disorders and their care	UNIT 14	Physiological disorders and their care
			SET TASK CONTROLLED CONDITIONS	
			UNIT 4	Enquiries into Current Research in Health and Social Care

How will I be assessed?

Externally-assessed units			
YEAR 12	Unit 1 Written exam	<u>Human Lifespan Development</u> Learners will be assessed on their understanding of growth and development through the human lifespan, the factors that affect growth and development and the effects of ageing.	1.5 hour examination with a mix of short and long answer questions Frequency: Twice yearly
YEAR 13	Unit 2 Written exam	<u>Working in Health and Social Care</u> The paper consists of four sections and each is based on a different scenario explaining the situation of a person with health and social care needs.	1.5 hour examination with a mix of short and long answer questions. Frequency: Twice yearly
YEAR 13 National Diploma only	Unit 4 Set task: Controlled conditions	<u>Enquiries into Current Research in Health and Social Care</u> A task assessed under supervised conditions. Learners receive a choice of two articles to research six weeks prior to the assessment period.	8-10 hours supervised research time 6 hours supervised prep time 3 hours of supervised assessment time. Frequency: Twice yearly

Final qualification grades:

National Extended Certificate: Pass to Distinction*

National Diploma: PP to D*D*

Each unit will be graded as either: Pass (P) Merit (M) or Distinction (D)

National Extended Certificate		National Diploma	
360 GLH		720 GLH	
Grade	Points threshold	Grade	Points threshold
Pass	36	PP	72
Merit	52	MP	88
Distinction	74	MM	104
Distinction*	90	DM	124
		DD	144
		D*D	162
		D*D*	180

BTEC and A Level UCAS points

Please use the link below to explore the UCAS tariff points awarded for BTEC Level 3 Nationals.



<https://qualifications.pearson.com/en/support/support-topics/understanding-our-qualifications/comparing-btec-to-other-qualifications/btec-ucas-points.html>

Recommended resources

The following books will support you throughout the course. It is recommended that you purchase at least one of the resources below to support your progress with coursework, revision and/or additional reading at home.

Text books

Pearson BTEC Nationals Health and Social Care: Student Book 1 and Book 2


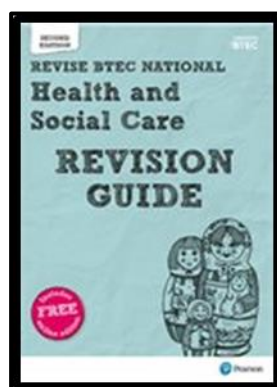


Revision Guides

Unit 1 / Unit 2 / Unit 4 Exam

REVISE BTEC National Health and Social Care Revision Guide

REVISE BTEC National Health and Social Care Revision Workbook



<https://qualifications.pearson.com/en/qualifications/btec-nationals/health-and-social-care-2016.resources.html?filterQuery=category:Pearson-UK:Publisher%2FPearson>

Links to specific websites

You are encouraged to visit these websites to explore Health and Social care related topics.

Health Careers <https://www.healthcareers.nhs.uk/>

StepintotheNHS <https://www.stepintothenhs.nhs.uk/>

NHS <https://www.nhs.uk/>

Diabetes UK <https://www.diabetes.org.uk/>

Cancer Research UK <https://www.cancerresearchuk.org/>

British Heart Foundation <https://www.bhf.org.uk/>

Social care institute for excellence <https://www.scie.org.uk/>

Please become familiar with this website. You will be able to look at the course specification and other course materials e.g. past papers and mark schemes.

BTEC Nationals: Health and Social Care (2016)

<https://qualifications.pearson.com/en/qualifications/btec-nationals/health-and-social-care-2016.html>

Reading

Health and Social Care: Professional standards

Please explore the standards that health professionals have to follow and upload in their day to day work.

Nursing & Midwifery Council <https://www.nmc.org.uk/> and <https://www.nmc.org.uk/standards/code/>

BASW The professional association for social work and social workers:

<https://www.basw.co.uk/resources/become-social-worker>

Social Work England: <https://www.socialworkengland.org.uk/standards/professional-standards/>

Theories

These links are useful as an introduction to some of the key theorists you will study for the **Unit 1: Human Lifespan Development exam** in Year 12.

Jean Piaget's Theory of Cognitive Development: <https://www.simplypsychology.org/piaget.html>

Bobo Doll Experiment <https://www.simplypsychology.org/bobo-doll.html>

Maturation Theory (Gesell) <https://www.tutor2u.net/hsc/topics/gesells-maturation-theory>

Attachment Theory <https://www.simplypsychology.org/attachment.html>




Equipment required

You will need to purchase the following equipment to ensure your work is organised and presented well:

1. At least one lever arch folder
2. Folder dividers
3. Black, blue and purple biro
4. A ruler
5. Plastic wallets (preferable)
6. Self-adhesive labels (optional)
7. Lined paper
8. Revision cards



Meet the Health and Social Care team

Miss Waddington (Head of RSS Faculty and Subject Leader of HSC)	Miss Slasor (Head of Sixth Form)	Mrs Eyre (Academic Year Leader)
		

There may be more Health and Social Care teachers joining the team in September.

The Health and Social Care department is part of the
Religion and Social Sciences (RSS) Faculty.

Follow us on twitter: @Wath_RSS

https://twitter.com/Wath_RSS

Preparation tasks

Aim: The aim of these tasks is to provide an insight into some of the units you will be covering before you join us in September.

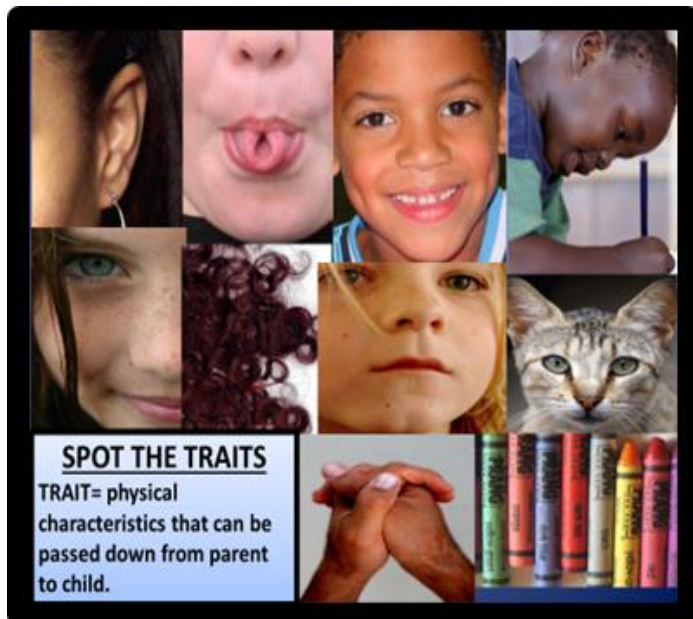
By completing the tasks below, you will consolidate or develop knowledge of important content which will inevitably aid your understanding of the course over the next term.

Please enjoy completing these tasks.

TASK ONE

National Extended Certificate & National Diploma

EXTERNAL EXAM: Unit 1 Human Lifespan Development



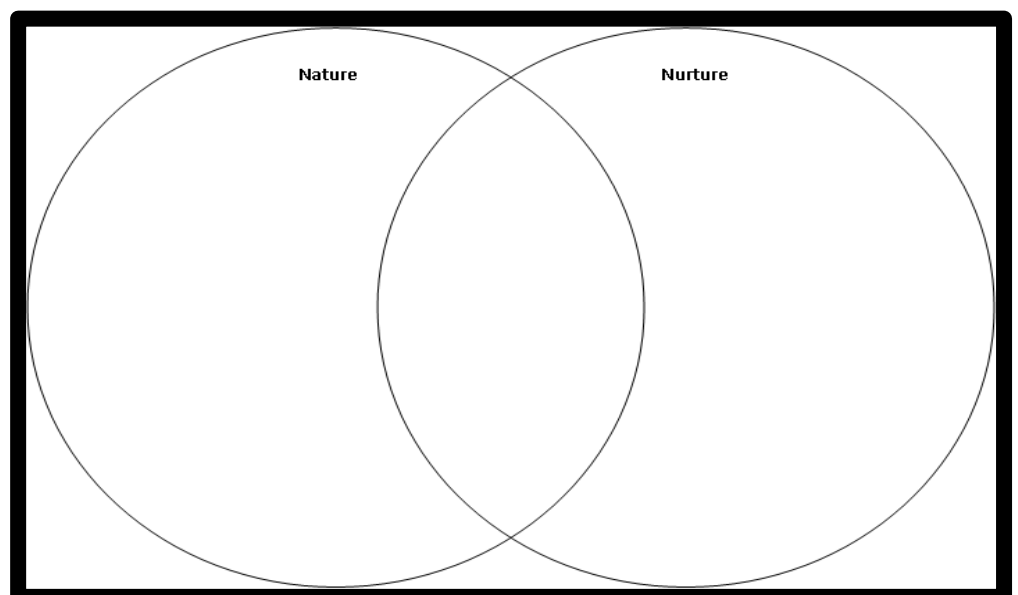
SPOT THE TRAITS
TRAIT= physical characteristics that can be passed down from parent to child.

SPOT THE TRAITS	
1	Curly hair
2	
3	
4	
5	
6	
7	
8	
9	
10	

Nature vs Nurture

In each of the areas below, write down the characteristics that you consider you have **inherited (nature)** e.g. eye colour and the characteristics you consider you have **learnt (nurture)** e.g. manners.

In the **centre area**, place those characteristics that you think are a **mix of the two**.



TASK TWO

National Extended Certificate & National Diploma

EXTERNAL EXAM: Unit 1 Human Lifespan Development

Learning Aim B: Factors affecting human growth and development

Environmental factors that affect development (e.g. poor housing conditions)

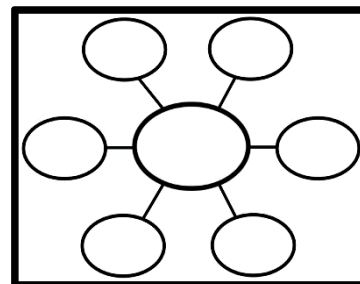
Read the case studies in this booklet:

https://england.shelter.org.uk/_data/assets/pdf_file/0016/39202/Chance_of_a_Lifetime.pdf

Case Study 1: Page 18 Tanya's story

Case Study 2: Page 25 Ben's story

MIND MAP: Using the space below, create a mind map to identify how poor housing affects Tanya and Ben.



Example past paper question

Tanya and Ben live in poor housing.

To what extent could **poor housing** influence health and wellbeing?

Using your ideas, write a response to this question.

The mould and damp found in poor housing could have a significant

influence on wellbeing because.....

TASK THREE

National Extended Certificate & National Diploma

Coursework: Unit 5 Meeting Individual Needs

Read and make notes:

Introducing the 6Cs – NHS England <https://www.england.nhs.uk/6cs/wp-content/uploads/sites/25/2015/03/introducing-the-6cs.pdf>

6Cs in social care <https://www.skillsforcare.org.uk/Documents/Standards-legislation/6Cs/6Cs-in-social-care-guide.pdf>

Exclusive: '6Cs' nursing values to be rolled out to all NHS staff <https://www.nursingtimes.net/roles/nurse-managers/exclusive-6cs-nursing-values-to-be-rolled-out-to-all-nhs-staff-23-04-2014/>

The 6Cs are a set of values that underpin health and care practice Identify these values using the boxes below					
1	2	3	4	5	6

Answer the following questions:

1. Why were the 6Cs introduced?
2. Why are the 6Cs important?
3. Explain the importance of all NHS staff upholding these values.
4. Design a 6Cs factsheet to display in the Health and Social Care classroom.

TASK FOUR

National Diploma

Coursework: Unit 7 Safe Practice in Health and Social Care

Safeguarding

Explore the NSPCC website to answer the question in the box below.

<https://learning.nspcc.org.uk/safeguarding-child-protection>

What is safeguarding?

Case Study: Daniel Pelka

Read the timeline on pages 2-5

<https://www.safeguardingschools.co.uk/wp-content/uploads/2014/08/Daniel-Pelka-Special-Report.pdf>

1. **What actions did the school take to protect Daniel?**
2. **How and when could professionals have worked together better?**
3. **Could Daniel's death have been prevented?**