



MALTBYLEARNINGTRUST
Exceptional Experiences. Successful Lives.



Wath Academy

YEAR 11

CURRICULUM GUIDE

CONTENTS

Contents

Welcome & Contacts	3
Parent/Carer Support	4
Revision Tips & Techniques	5
Revision Timetables	6
Mental Health Support	7 & 8
With Me in Mind & Contacts	9
Our Key Drivers	10
Our Curriculum Intent	11
SUBJECTS (CORE)	
English Language	12
English Literature	13
Maths	14
Science Combined	15
Science Separates- Biology	16
Science Separates- Chemistry	17
Science Separates- Physics	18
SUBJECTS	
Art	19
Design: Art Design Graphics	20
Design: Art Design 3D	21
Business Studies OCR	22
Business Studies GCSE	23
Computer Studies	24
Creative Media	25
Dance GCSE	26
Dance BTEC	27
Design: Food Technology	28
Drama GCSE	29
Drama RSL	30
French	31
Geography	32
Health and Social Care	33
History	34
Music RSL	35
PE	36
PE: BTEC Sport	37
Psychology	38
Sociology	39
Spanish	40
Key Y11 Dates	41

WELCOME

Year 11 is a crucial year for our young people and we recognise that this can be a stressful time for all concerned. We all want our Year 11 students to reach their full potential, however, we are aware that it can be difficult for parents/carers to know how best to help.

The aim of this revision evening is to pass on key information to students and parents/carers. This will include exam details, recommended materials, revision techniques, information about exam stress, organisational skills and details about the wealth of Year 11 support that we have on offer in school.

We hope that this evening and this booklet will enable students to revise as successfully as possible and provide all the information parents/carers need to support them through this important stage in their lives.

IMPORTANT CONTACTS



Mrs E Weatherall
Y11 Academic Year Leader
ehodgson@wathacademy.com



Mr S Lines
Year 11 Pastoral Year Leader
slines@wathacademy.com



Miss A Jandu
Associate Assistant Vice Principal
ajandu@wathacademy.com

PARENT/CARER SUPPORT

Your involvement in your child's achievement is so important. Don't underestimate how much of a difference you can make to your child's progress and outcomes.

Here are some useful tips to remember:

- You don't have to be an expert in every subject to have a major impact.
- Nobody knows your child better than you. Some need motivation and the promise of a reward, some need emotional support and others need help with their organisation.
- Help to devise a revision plan/timetable (and stick to it). This can reduce potential conflict and lower stress levels.
- Give positive messages. Self-belief is important.
- Remember stress is easier to prevent than cure. Help them make time for relaxation/exercise/socialising and maintain a healthy work/life balance.
- Encourage your child to be organised. It will make both your lives easier!
- Provide a quiet place for revision. If possible, set up a designated revision area with as little distraction as possible.
- Ensure your child eats well and drinks plenty of water.
- Try and initiate a healthy sleep pattern now. 8.5 hours is recommended for 16-year-olds. Regular exercise, cutting out caffeine and having a relaxing routine before bed will help.
- Not all 16-year-olds (including many of us at that age) are highly motivated academically. Long-term, this will change (as it did for many of us). In the short-term external motivation/reward can be a powerful tool in ensuring they push themselves to reach their full potential. After a short session it could be their favourite snack. A more long-term incentive could be a meal at a restaurant/a cinema trip/a sleepover. Rewards need to appeal directly to your child as you know them best.
- Show an interest when possible. After a session your son/daughter could teach you what they have learned or you can test them from the questions in the revision guide. This way you will be able to identify which techniques are most effective and check the revision is working.
- **Every lesson counts. Ensure your son/daughter is in school and on time every day to access high quality, subject specific teaching and learning.**

REVISION SUPPORT FOR STUDENTS

- The most difficult part of revision is starting.
- Don't leave it too late. Your memory won't cope.
- You will need to make short term sacrifices, but it will be worth it.
- Believe in yourself. Fear of failure leads to failure.
- Stress is easier to prevent than cure. Be kind to yourself. Make time on your plan for friends, exercise, a change of scenery etc.
- Play to your strengths. If you're arty, use art. If you're musical, use music.
- Test yourself after every session. By doing this you will be able to make your revision as effective as possible and ensure the techniques you are using are working.

REVISION TECHNIQUES

Revision needs to be active. You are highly unlikely to have a photographic memory, so reading through your notes won't be enough. We have to do something to get the information into our heads.

Break topics up into manageable chunks. The more engaging you make it, the more successful it is likely to be.

- Mind Maps
- Index/Flash Cards
- Past Papers
- Memory Techniques
- Look/Cover/Write/Check
- Audio
- Games and Quizzes
- Websites
- Group Revision
- Become the Teacher

Be organised. It will make your life easier and therefore you will be happier. How?

- Set up a designated revision space (without distractions).
- Buy or print a calendar to record important dates.
- Use a revision timetable. Plan it weekly, then stick to it.
- Make sure you have all the materials you need. Coloured pens, index cards, past papers, highlighters, paper, computer, revision guides, etc.

REVISION TIMETABLES

Benefits of using revision timetables

Help to organise your revision

Avoids conflict at home

Gives students a work/life balance

Provides communication between student and parent(s)/carer(s)

Encourages regular and effective revision

Opportunity to set small achievable targets

Breaks revision down into manageable chunks

Test your knowledge to see if you need to look at it again

Make a record of what topics you have revised

Use a range of revision techniques to make revision interesting

Revise in hour slots – having a short minute break every 30 minutes

Display your timetable where your parent/carers can see it

Don't avoid subjects that you don't like

Break subjects down into manageable chunks

Complete your revision timetable once a week.

MENTAL HEALTH SUPPORT

What is Mental Health?

Mental health is part of our overall health. It's about:

- How we feel, think and behave
- How we cope with the ups and downs of everyday life
- How we feel about ourselves and our life
- How stress affects us
- How we deal with negative events
- Our self-esteem and confidence.

Young people who are mentally healthy are able to:

- Develop psychologically, emotionally, intellectually and spiritually
- Initiate, develop and sustain mutually satisfying personal relationships
- Use and enjoy solitude
- Become aware of others and empathise with them
- Play and learn
- Develop a sense of right and wrong
- Resolve and learn from problems and setbacks
- Achieve higher grades, better examination results, better attendance, and drop out less often.

External Agencies

CAMHS (Children Adolescent Mental Health Service) 01709 304808

Papyrus - 0800 068 414 (struggling with suicidal feelings)

NSPCC - 0800 1111

Young Minds – www.youngminds.org.uk www.youngminds.org.uk

Mental Health England – www.mhfaengland.org

Samaritans - www.samaritans.org

Apps

Calm — being each day with the daily calm, a unique 10 min meditation every day.

Headspace — makes meditation accessible to everyone.

SAM — offers a range of self-help methods for people who are serious about learning to manage their anxiety.

MENTAL HEALTH SUPPORT

Organisation	QR Code
<p>Criminal exploitation & gangs: Advice about how to spot the signs of criminal exploitation and involvement in gangs and what support is available for children and young people.</p>	
<p>Eating disorders: We exist to end the pain and suffering caused by eating disorders. We are a champion, guide and friend to anyone affected, giving individuals experiencing an eating disorder and their loved ones a place where they feel listened to, supported and empowered.</p>	
<p>Healthy Relationships: Healthy relationships are all about respecting each other. You should feel loved, safe and free to be yourself. Relationships can be confusing and it can be difficult to understand what is and isn't normal behaviour.</p>	
<p>Self-Harm: Explains self-harm, including possible causes and how you can access treatment and support. Includes tips for helping yourself, and guidance for friends and family.</p>	
<p>Bereavement Support: One child in every UK classroom will experience the death of someone close by the time they reach 16 years old. Grief Encounter is here to help with the confusion, fear, loneliness and pain, providing a lifeline to children young people to cope with free, immediate, one-to-one support.</p>	
<p>General Support: YoungMinds are leading the fight for a future where all young minds are supported and empowered, whatever the challenges.</p>	
<p>LGBTQ Support: These pages are designed for young people who want to find out more about: gender, sexuality, local youth groups, where to get support.</p>	
<p>Teen Sleep Hub: If you're looking for advice on how to sleep better, would like tips on tweaking your routine or help to understand the science behind your sleep patterns, you'll find it all here.</p>	

MENTAL HEALTH SUPPORT



NHS

WITH ME IN MIND

Sign up to our **FREE** app and get direct contact with a With Me In Mind worker. Discuss any mental health related issues using instant messaging on your mobile or tablet.

For further information visit our website: withmeinmind.co.uk
Or follow us on social media on:   

SCHOOL CONTACTS

safeguarding@wathacademy.com

If at **ANY TIME** if you need to talk, please complete the following form on the Wath Academy Website and one of our safeguarding team will be in touch with you:

<https://www.wathacademy.com/form/?pid=252&form=44>

Safeguarding Staff

Mrs R Gillatt – **Associate Assistant Vice Principal & Designated Safeguarding Lead**

Ms K Smallwood – **Deputy Designated Safeguarding Lead**

Mrs E King – **Safeguarding Officer**

Mrs E Haigh – **Safeguarding Officer**

Miss A Thomas – **Mental Health Practitioner**

Wath Academy

Delivering exceptional learning experiences that enable all young people to thrive in a competitive world and lead successful and fulfilling lives



Our Key Drivers

World-class learning

World-class learning every lesson, every day

The highest expectations

Everyone can be successful; always expect the highest standards

No excuses

Create solutions not excuses; make positive thinking a habit

Growth mindset

Believe you can improve; work hard and value feedback

Never give up

Resilience is essential; be relentless in the pursuit of excellence

Everyone is valued

Diversity is celebrated; see the best in everyone

Integrity

Be trustworthy and honest; deliver on promises and walk the talk

OUR CURRICULUM INTENT



All students develop an inner belief and ambition to fulfil their dreams

Students acquire the knowledge, skills and character needed to live happy, healthy and successful lives. All are included and work hard to fulfil their potential regardless of background or starting point

All students develop a passion for life-long learning

An appetite for acquiring further knowledge, skills and awareness throughout their lives

All students gain first rate qualifications

Qualifications that ensure all doors remain open, giving our students the platform to compete and thrive on a global stage

All students develop exceptional character

Character that exemplifies a true growth mindset, a phenomenal work ethic, confidence and high levels of grit, resilience and determination; ensuring they are fully prepared to flourish in an ever-changing world

All students develop high levels of cultural and global awareness

Awareness that develops through diverse experiences that enrich our students, enabling them to engage in, empathise with, challenge and debate current affairs beyond their local community

All students develop a love of reading

All students become confident, invested readers who see the power of texts in fostering imagination and curiosity; driving their education, personal development and success in life

All students become responsible citizens

Students that are responsible members of both the school and local community; who grow into grounded and humble adults, making a positive contribution to society

All students gain an array of positive school memories

Positive school memories which last a lifetime. Memories that are created from students, staff and our community being fully invested in forging exceptional relationships based on trust, care, high expectations and a passion for genuinely making a difference

GCSE ENGLISH LANGUAGE

AQA

SUBJECT COMPONENTS

Paper 1 Section A: Reading (1 hour) – Literary Extract (4 questions: information retrieval; use of language; structure and evaluation) 25%

Paper 1 Section B: Writing (45 minutes) – Narrative/Descriptive 25%

Paper 2 Section A: Reading (1 hour) – Non-fiction Texts (4 questions: true/false; summary comparison of content; use of language; comparison of viewpoint) 25%

Paper 2 Section B: Writing (45 minutes) – Transactional – writing to argue 25%

USEFUL RESOURCES



<https://www.aqa.org.uk/subjects/english/gcse/english-language-8700>



<https://www.bbc.co.uk/bitesize/subjects/zr9d7ty>



<https://www.yorknotes.com/>

SUBJECT LEADER

Miss H Radford

hradford@wathacademy.com

GCSE ENGLISH LITERATURE

EDUQAS

SUBJECT COMPONENTS

Paper 1 – 2 hours – 40% of qualification: *Romeo & Juliet* and Anthology Poetry

Paper 2 – 2 hours 30 minutes – 60% of qualification: *An Inspector Calls*, *The Strange Case of Dr Jekyll and Mr Hyde* and Unseen Poetry.

USEFUL RESOURCES



https://www.eduqas.co.uk/qualifications/english-literature-gcse/#tab_overview



<https://www.bbc.co.uk/bitesize/subjects/zckw2hv>



<https://senecalearning.com>

SUBJECT LEADER

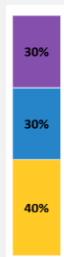
Miss H Radford

hradford@wathacademy.com

SUBJECT COMPONENTS

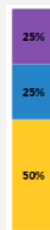
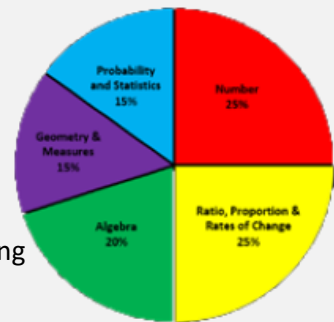
Paper 1: Calculator allowed (90 mins)
Paper 2: Non calculator (90 mins)
Paper 3 – Calculator allowed (90mins)

Higher:



Problem Solving
Reasoning
Fluency and Applying

Foundation



Problem Solving
Reasoning
Fluency and Applying

USEFUL RESOURCES

The best way to revise Maths is to practise Maths questions, below are some useful sources of support at home.

Your Corbett Maths revision cards have key facts, links to videos to watch as well as practice questions and their solutions.



Dr Frost Maths (please see your teacher if you have forgotten your login) has videos on each topic area and key skill assessments you can complete.

<https://www.drfrostmaths.com/>



Mathsgenie has exam question booklets broken down into grade equivalents, you are able to see full worked solutions to questions you have completed and watch videos to support your understanding.

<https://www.mathsgenie.co.uk/gcse.html>



Logging into your Pinpoint Learning account (please see your teacher if you have forgotten your login) allows you to track your progress in each topic area and download work booklets focussing on the topics you need to improve.

<https://www.pinpointlearning.co.uk/Student%20login.php>

SUBJECT LEADER

Mrs S Casey

scasey@wathacademy.com

SCIENCE - TRILOGY

AQA

SUBJECT COMPONENTS


Biology Paper 1 (16.5%): <ul style="list-style-type: none">• 1 hour 15 mins (70 marks)• 16.7% of GCSE• Tests topic areas 1-4• Questions include: Multiple choice, structured, short answer and open response.	Chemistry Paper 1 (16.5%): <ul style="list-style-type: none">• 1 hour 15 mins (70 marks)• 16.7% of GCSE• Tests topic areas 8-12• Questions include: Multiple choice, structured, closed short answer and open response.	Physics Paper 1 (16.5%): <ul style="list-style-type: none">• 1 hour 15 mins (70 marks)• 16.7% of GCSE• Tests topic areas 18-21• Questions include: Multiple choice, structured, closed short answer and open response.
Biology Paper 2 (16.5%): <ul style="list-style-type: none">• 1 hour 15 mins (70 marks)• Tests topic areas 5-7• Questions include: Multiple choice, structured, closed short answer and open response.	Chemistry Paper 2 (16.5%): <ul style="list-style-type: none">• 1 hour 15 mins (70 marks)• Tests topic areas 13-17• Questions include: Multiple choice, structured, closed short answer and open response.	Physics Paper 2 (16.5%): <ul style="list-style-type: none">• 1 hour 15 mins (70 marks)• Tests topic areas 22-24• Questions include: Multiple choice, structured, closed short answer and open response.

USEFUL RESOURCES

The best way to revise for your science exam is to ensure that you fully understand the specification. There is a lot of content to cover, make sure you create a revision timetable and revise little and often. Use your revision guide to produce mind maps and revision cards. You then need to practise past paper questions and use mark schemes to check your answers.

Below are some useful sources of support at home.

 Focus revision software (video links, revision, required practical revision) access this resource: <https://www.focuselearning.co.uk>
Username: student@wathacademy33213 Password: e4xrkp2od

 BBC Bitesize has a range of revision activities to be completed:
<https://www.bbc.co.uk/bitesize/subjects/zrkw2hv>

 YouTube – free GCSE Science lesson – free videos to watch that cover the key concepts from the specification. <https://www.youtube.com/c/Freesciencelessons>

SUBJECT LEADER

Miss R Stocks

rstocks@wathacademy.com

SEPARATE SCIENCE GCSE - BIOLOGY

AQA

SUBJECT COMPONENTS

Paper 1:

1 hour 45 mins (100 marks)

Tests topic areas 1-4

Questions include: Multiple choice, structured, closed short answer and open response.

Paper 2:

1 hour 45 mins (100 marks)

Tests topic areas 5-7

Questions include: Multiple choice, structured, closed short answer and open response.

USEFUL RESOURCES

The best way to revise for your biology exam is to ensure that you fully understand the content covered. Use your revision guide to produce mind maps and revision cards. You then need to practise biology questions and use mark schemes to check your answers.

Below are some useful sources of support at home.



Focus revision software (video links, revision, required practical revision):

Access this resource: <https://www.focuselearning.co.uk>

Username: student@wathacademy33213

Password: e4xrkp2od



BBC Bitesize has a range of revision activities to be completed

<https://www.bbc.co.uk/bitesize/subjects/z9ddmp3>



YouTube – free GCSE Science Lesson

<https://www.youtube.com/c/Freesciencelessons>

SUBJECT LEADER

Miss R Stocks

rstocks@wathacademy.com

SUBJECT COMPONENTS

Paper 1:

- 1 hour 45 mins (100 marks)
- Tests topic area 1-5
- Questions include:
Multiple choice, structured, closed short answers and open response.

Paper 2:

- 1 hour 45 mins (100 marks)
- Tests topic areas 6-10
- Questions include:
Multiple choice, structured, closed short answer and open response.

USEFUL RESOURCES

The best way to revise for your chemistry exam is to ensure that you fully understand the content covered. Use your revision guide to produce mind maps and revision cards. You then need to practise GCSE chemistry questions and use mark schemes to check your answers.

Below are some useful sources of support at home.



Focus revision software (video links, revision, required practical revision): Access this resource: <https://www.focuselearning.co.uk>
Username: student@wathacademy33213 Password: e4xrkp2od



BBC Bitesize has a range of revision activities to be completed.
<https://www.bbc.co.uk/bitesize/subjects/zs6hvcw>



YouTube – free GCSE Science Lesson - free videos to watch that cover the key concepts from the specification. <https://www.youtube.com/c/Freesciencelessons>



Revise GCSE Chemistry - <https://www.revisechemistry.uk/>

SUBJECT LEADER

Miss R Stocks

rstocks@wathacademy.com

SEPARATE SCIENCE GCSE – PHYSICS

AQA

SUBJECT COMPONENTS

Paper 1:

1 hour 45 mins (100 marks)

Tests topic areas 1-4

Questions include:

Multiple choice, structured, closed short answer and open response.

Paper 2:

1 hour 45 mins (100 marks)

Tests topic areas 5-8

Questions include:

Multiple choice, structured, closed short answer and open response.

USEFUL RESOURCES

The best way to revise for your physics exam is to ensure that you fully understand the content covered. Use your revision guide to produce mind maps and revision cards. You then need to practise GCSE physics questions and use mark schemes to check your answers.

Make sure you use the physics equation sheet to learn the equations that you will need for the exam.

Below are some useful sources of support at home.



Focus revision software (video links, revision, required practical revision): Access this resource: <https://www.focuselearning.co.uk>

Username: student@wathacademy33213

Password: e4xrkp2od



BBC Bitesize has a range of revision activities to be completed.

<https://www.bbc.co.uk/bitesize/subjects/zpm6fg8>



YouTube – free GCSE Science Lesson – free videos to watch that cover the key concepts from the specification. <https://www.youtube.com/c/Freesciencelessons>

SUBJECT LEADER

Miss R Stocks

rstocks@wathacademy.com

SUBJECT COMPONENTS

Unit 1

This will consist of a portfolio of work of work made up to two art projects. The first project will be directed by the teacher and will build on specific skills to enhance the quality of their drawing, painting, relief work and printing skills. The second project allows students to plan their own personal investigation where they will get the choice to decide what themes, concepts and artists they wish to study for the remainder of their coursework unit. Both projects contribute towards 60% of their final grade

Unit 2 Externally set Exam

Students will be given a booklet containing 15 different starting points for a project based around a variety of diverse themes. Students will choose 1 starting point and, similar to the personal investigation in Unit 1, will produce a portfolio of work around that particular starting point theme. The final piece will be completed under exam conditions over 10 hours and this time will be split into half day chunks.

USEFUL RESOURCES

Visits to Art Galleries
Working from Photographs
Books (Art Library S17)
Coursework catch up, Lunchtime and Friday afterschool for extra one to one support from teacher
Other visual stimulus and inspirational resources for students to use in lessons
Websites
Learning Platform
Show my Homework.

Art equipment and materials will be provided by school.



Tate : <https://www.tate.org.uk/>



National Portrait Gallery: <https://www.npg.org.uk/>



National Gallery: <https://www.nationalgallery.org.uk/>



Local Gallery: <https://www.museums-sheffield.org.uk/>

SUBJECT LEADER

Mr S Fidler

sfidler@wathacademy.com

GCSE ART DESIGN GRAPHICS

WJEEC

SUBJECT COMPONENTS

Unit 1 - 60% : Portfolio of work made up of two graphic projects.

Unit 2 - 40% : May 2022. 20 hours preparation time and 10 hours externally set assignment to be completed

Externally set assignment paper available from the 1st January.

USEFUL RESOURCES

Graphic materials and computer programmes - Photoshop is available for all students

Students will require an A3 sketchbook for their work



<https://www.behance.net/galleries/2/Graphic-Design>



http://artistsinspireartists.com/graphic_design/inspirational-gallery-72-graphic-design



<https://www.tate.org.uk/>



<https://www.npg.org.uk/>



<https://www.nationalgallery.org.uk/>



<https://www.museums-sheffield.org.uk/>

SUBJECT LEADER

Mr S Fidler

sfidler@wathacademy.com

GCSE DESIGN TECHNOLOGY – ART DESIGN 3D

AQA

SUBJECT COMPONENTS

Unit 1 – 60% : Portfolio of work made up of a sustained project.

Unit 2 – 40% : External Examination Unit. 20 hours preparation time and 10 hours externally set assignment to be completed.

Externally set assignment paper available from the 1st January.

USEFUL RESOURCES

Coursework catch-up on request
Visits to Galleries



<https://www.behance.net>.



http://artistsinspireartists.com/graphic_design/inspirational



<https://www.tate.org.uk/>



<https://www.npg.org.uk/>



<https://www.nationalgallery.org.uk/>



<https://www.museums-sheffield.org.uk/>

SUBJECT LEADER

Mr D Tipping

dtipping@wathacademy.com

OCR ENTERPRISE AND MARKETING (BUSINESS)

OCR

SUBJECT COMPONENTS

R064 - Enterprise and marketing concepts (External examination) – 50%

Due to the Covid-19 pandemic, students will receive a TAG grade for this unit, based on class assessments.

For this unit students will explore the techniques businesses use to understand their market and develop products, investigate what makes a product viable and understand how businesses attract and retain customers.

R065 - Design a business proposal (Coursework) - 50%

Students will be presented with a business challenge from which they create a researched and costed business proposal. They will carry out market research, present data, use idea generation tools, seek and act on feedback, and cost their proposals. This coursework will be entered to the exam board in January 2022, with the opportunity of students resubmitting in May 2022.

R066 - Market and pitch a business proposal (Coursework)

Due to the Covid-19 pandemic, this unit will be delivered but not formally assessed. Students will prepare for and pitch the business proposal that they developed in the previous unit. They will develop a brand identity and investigate how best to promote their product and then plan, practise and finally deliver their pitch.

USEFUL RESOURCES

Homework, examination technique and revision support available in G13.
Coursework booster sessions during October half term.

SUBJECT LEADER

Mrs E Dunkerley

edunkerley@wathacademy.com

SUBJECT COMPONENTS

Theme 1 Written examination - 90 minutes - 50% - Summer 2022

Enterprise and entrepreneurship; spotting a business opportunity; putting a business idea into practice; making the business effective and understanding external influences on business.

Section A is 35 marks, section B is 30 marks and section C is 25 marks. The paper will consist of calculations, multiple-choice, short-answer and extended-writing questions. Questions in Sections B and C will be based on business contexts given in the paper.

Theme 2 Written examination - 90 minutes - 50% - Summer 2022

Growing the business; making marketing decisions; making operational decisions; making financial decisions and making human resource decisions.

Section A is 35 marks, section B is 30 marks and section C is 25 marks. The paper will consist of calculations, multiple-choice, short-answer and extended-writing questions. Questions in Sections B and C will be based on business contexts given in the paper.

USEFUL RESOURCES

Homework, examination technique and revision support available in S12

Edexcel GCSE 9-1 revision guide



<https://www.bbc.com/bitesize/subjects/zpsvr82>

SUBJECT LEADER

Mrs E Dunkerley

edunkerley@wathacademy.com

GCSE COMPUTER SCIENCE

OCR (J277)

SUBJECT COMPONENTS

Computer Systems – External examination worth 50% of the course:
Duration: 1 hour and 30 minutes.

Possible content:

Systems Architecture

Memory and storage

Computer Networks, connections and protocols

Network security

Systems software

Ethical, legal, cultural and environmental impacts of digital technology

Computational thinking, algorithms and programming – External examination worth 50% of the course:

Duration: 1 hour and 30 minutes.

Main content:

Algorithms

Programming fundamentals

Producing robust programs

Boolean logic

Programming languages and Integrated Development Environments

USEFUL RESOURCES

There are many useful websites and YouTube channels to help you revise, some of the ones below are which we use in class:



Craig'n'Dave YouTube channel -

https://www.youtube.com/c/craigndave/playlists?view=50&sort=dd&shelf_id=1



BBC Bitesize OCR Computer Science -

<https://www.bbc.co.uk/bitesize/examspecs/zmtchbk>

You will also receive the following revision guide:

ClearRevise OCR GCSE Computer Science J277 - Clear Revise by PG Online 9-1
KS4 Computing

SUBJECT LEADER

Mr M Wilby

mwilby@wathacademy.com

PEARSONS

SUBJECT COMPONENTS

Component 1 – Exploring Media Products:

Internally assessed coursework which includes:

Exploring the relationship between three media products with reference to the target audience and purpose.

Comparing and contrasting two media products exploring how genre, narrative, representation and different media production techniques combine to create meaning for the audience.

Component 2 – Developing Digital Media Production Skills:

Internally assessed coursework covering:

Showing evidence of planning skills.

Creating new content suitable for print media.

Reworking existing content.

Component 3 – Create a Media Product in Response to a Brief:

Controlled assessment completed under supervised conditions in a series of lessons demonstrating skills and an understanding built up from Component 1 and 2.

USEFUL RESOURCES



Examples of graphic design work, including posters, logos, branding, and music packaging.

<https://www.behance.net/galleries/graphic-design>



News articles and analysis on all aspects of media industries, including press and publishing.

<https://www.theguardian.com/uk/media>



Examples of publishing media planning and page layouts.

<https://www.pinterest.co.uk>



The website for the Advertising Agency, which includes resources and information on UK advertising.

<https://www.adassoc.org.uk>



Media Magazine from the English & Media Centre. <https://www.englishandmedia.co.uk/media-magazine>



The website for Digital Arts, an magazine including features, tutorials and guides for illustration, branding, graphic design and UX.

<https://www.digitalartsonline.co.uk/>

SUBJECT LEADER

Mr M Wilby

mwilby@wathacademy.com

SUBJECT COMPONENTS

Component One: Performance and Choreography (Practical Exams 60%)

Performance

- Solo performance of set phrases (approximately 1 minute in duration).
- Performance in a duet/trio (3 minutes in a dance which is a maximum of 5 minutes in duration).

Choreography

- Solo or group choreography – a solo (2 – 2 ½ minutes) or a group dance for two to five dancers (3 – 3 ½ minutes).

Component Two: Dance Appreciation (Theory Exam 40%)

1.5 hour theory exam covering the following three sections

- Knowledge and understanding of choreographic processes and performing skills.
- Critical appreciation own work.
- Critical appreciation of professional works.

USEFUL RESOURCES



Past papers and mark schemes- AQA GCSE Dance on <http://www.aqa.org.uk/subjects/dance/gcse/dance-8236>

Rehearsal space - all students can book space for their practical rehearsals through Miss Dungworth.

All theory revision materials and presentations on SMHW site.

Further websites - Rambert, Northern School of Contemporary Dance.

YouTube for practical inspiration and see live dance for ideas.

SUBJECT LEADER

Mrs R Thompson

rthompson@wathacademy.com

SUBJECT COMPONENTS

Component 1: Exploring the performing Arts (Dance): 3 Professional works (Theory and Rep) - 30%

- Within Her Eyes
- Emancipation of Expressionism
- A Linha Curva

Component 2: Developing Skills and techniques in the Performing Arts (Dance): Jazz Technique and evaluation- 30%

- Jazz technique exercises
- Jazz Workshops
- Jazz Log books
- Jazz Solo or group Performance- Formal Exam

Component 3: Performance to a brief: External unit- 40%

- Responding to a stimulus to create a group dance- Performed to an audience.

USEFUL RESOURCES

YouTube for practical inspiration and see live dance for ideas.

Professional works available via SMHW.

Rehearsal space- all students can book space for their practical rehearsals through Mrs Thompson.



<https://qualifications.pearson.com/en/qualifications/btec-tech-awards/performin.coursematerials.html#filterQuery=category:Pearson-UK:Category%2FSpecification-and-sample-assessments>

Further Websites- Rambert, Northern School of Contemporary dance, Diversity, Musical Theatre.

SUBJECT LEADER

Mrs R Thompson

rthompson@wathacademy.com

AQA

SUBJECT COMPONENTS

Written Exam: 50%

The exam paper is 1 hour 45 minutes duration and is worth 50% of the final GCSE grade or 100 marks. The first section is multiple choice questions (20 marks) which is followed by five questions each with a number of sub questions (80 marks).

Coursework: 50%

Non-examination assessment plays a major part in Design Technology as it is worth 50% of the final GCSE grade. Due to COVID-19, this year, students complete **one assignment only** within Y11 with deadlines set for each section. There will be a practical exam in April 2022 when students will cook their final pieces, planning and development work will be part of this element.

USEFUL RESOURCES

Students will be given past papers to work on but they can also be found on the AQA website under the specific Design Technology subject

Catch up at lunchtimes

Industrial visits to support learning for theory work.



BBC Bitesize: <https://www.bbc.co.uk/bitesize/subjects/zdn9jhv>



British Nutrition Foundation Website: <https://www.nutrition.org.uk/>

SUBJECT LEADER

Mrs R Code

rcode@wathacademy.com

SUBJECT COMPONENTS

COMPONENT ONE - 40% Devising Theatre (Performance to take place 23rd-24th November 2021)

Learners participate in the creation, development and performance of a piece of devised theatre using **either** the techniques of an influential theatre practitioner **or** a genre, in response to a stimulus set by WJEC/Edquas.

Learners must produce:

- a realisation of their piece of devised theatre
- a portfolio of supporting evidence
- an evaluation of the final performance or design.

COMPONENT TWO 20% Performance from a Text: We aim for this to take place in the week commencing 14th March 2022 but is reliant on external examiner

Candidates will be assessed on either their acting or a theatre design skill, in a scene from a published play.

COMPONENT THREE 40% Written Examination. 1 ½ hours, May 2022.

In Section A candidates will be assessed on their ability to analyse one set text as an actor, designer and director of examined text 'DNA'.

Section B: Live theatre review.

One question, from a choice of two, requiring analysis and evaluation of a given aspect of a live theatre production seen during the course.

USEFUL RESOURCES



WJEC GCSE DRAMA textbook by Gary Nicholas.

Past papers - WJEC website. <http://pastpapers.download.wjec.co.uk/s13-4153-01.pdf>

Drama revision support on the School Learning Platform.

Past performances on the Learning Platform through stream - Drama secure store.

It is important that students attend extra rehearsals when preparing for their devised performance and their scripted performance. They are able to access the drama studio on most lunch times if they have arranged a time with their Drama teacher.

Students are encouraged to engage with extracurricular activities such as the school productions where possible.

Theatre trips organised by the Academy help develop their understanding of theatre and their analytical skills. This year's group are encouraged to come along to watch any productions that are performed in school.

SUBJECT LEADER

Mr S McHale

smchale@wathacademy.com

SUBJECT COMPONENTS

Performing Text – 50%

Internally marked: Performance of Classical piece has been performed in Y10.
Performance of modern text to take place in December 2021.

The learner can:

1. Describe context and purpose of two texts – one modern and one classic. Describe the use of language, communication and techniques used.
2. Perform the chosen scenes from the modern and classic text.
3. Review their performance, identifying strengths and areas for improvement a given aspect of a live theatre production seen during the course.

Live Performance- 50%

**Externally set and marked by RSL: You will respond to a brief set by the exam board.
Performance will take place in March 2022**

The learner can:

1. Describe, produce and plan a live performance in a chosen discipline – acting or dancing.
2. Rehearse and perform performance.
3. Review their performance in the light of feedback and suggest ways to improve.

USEFUL RESOURCES

Drama revision support on the school Learning Platform.

Past performances on the Learning Platform through stream - Drama secure store.

It is important that students attend extra rehearsals when preparing for their live performance and their scripted performance. They are able to access the drama studio on most lunch times if they have arranged a time with their Drama teacher.

Students are encouraged to engage with extracurricular activities such as the school productions where possible to develop their confidence as performers and to visit the theatre as often as possible.

Theatre trips are usually organised by the Drama department. This helps develop their understanding of theatre and their analytical skills. This year's group are encouraged to come along to watch any productions that are performed in school.

SUBJECT LEADER

Mr S McHale

smchale@wathacademy.com

SUBJECT COMPONENTS

4 exams at either Foundation or Higher level. Each skill is worth 25% of the marks.

Listening exam: 35 mins (F), 45 mins (H)

Speaking: 9 mins (f), 12 mins(H) + preparation time

Reading: 45 mins (F), 1 hour (H)

Writing: 1 hour (F) or 1 hour 15 mins (H)

USEFUL RESOURCES

GCSE French Revision Guides. The purple "Pearson" workbooks are very thorough guides with listening activities included as QR codes. These can also be accessed via Smartphones.



Past papers and mark schemes - these will also be done in the classroom with the subject teacher. Consult the AQA website for further details:
<https://www.aqa.org.uk/subjects/languages/gcse/french-8658>



<http://kerboodle.com> – this is the website for the textbook we use in class. Your child has a password for this. Particularly effective for listening resources.



<http://www.bbc.co.uk/schools/gcsebitesize/French/>



<http://www.linguascope.com/>



<http://www.quizlet.com>

SUBJECT LEADER

Mr I Grayel

igrayel@wathacademy.com

SUBJECT COMPONENTS

Paper 1: Physical Geography:

Written exam: 1 hour 30 minutes, 88 marks, 35% of GCSE

The challenge of natural hazards, The living world, Physical landscapes in the UK (Rivers and Coasts options)

Paper 2: Human Geography:

Written exam: 1 hour 30 minutes, 88 marks, 35% of GCSE

Urban issues and challenges, *The changing economic world* OR *The challenge of resource management (Energy option)*.

**Under consultation*

Paper 3: Geographical Applications:

Issue evaluation, Geographical skills

Written exam: 1 hour 15 minutes, 76 marks, 30% of GCSE

(Pre-release resources booklet made available 12 weeks before Paper 3 exam)

USEFUL RESOURCES



BBC Bitesize AQA Geography Section:

<https://www.bbc.co.uk/bitesize/examspecs/zy3ptyc>



Cool Geography:

<https://www.coolgeography.co.uk/>

Knowledge Retrieval and Organisers
Monday (Week B) GCSE Geography Lunchtime Drop In

SUBJECT LEADER

Mr P Murtagh-Burd

pmurtaghburd@wathacademy.com

BTEC HEALTH AND SOCIAL CARE

PEARSON BTEC EDEXCEL

SUBJECT COMPONENTS

Component 1: Human Lifespan Development (30%)

Component 2: Health and Social Care Services and Values (30%)

Component 3 Health and Wellbeing (40%)

USEFUL RESOURCES

The best way to revise for your Health and Social Care exam is to practice exam questions at home.



You can find past exam papers by using the exam board website:

<https://qualifications.pearson.com/en/qualifications/btec-tech-awards/health-and-social-care.coursematerials.html#%2FfilterQuery=category:Pearson-UK:Category%2FExternal-assessments>



This is a suggested work booklet, that includes knowledge quizzes, and exam style questions.

<https://www.tutor2u.net/hsc/store/component-3-health-and-wellbeing-knowledge-book-btec-tech-awards-in-health-social-care>

SUBJECT LEADER

Miss K Waddington

kwaddington@wathacademy.com

SUBJECT COMPONENTS

Paper 1 – Understanding the Modern World

Topic 1 – Germany 1890-1945: Democracy and Dictatorship

Topic 2 – Conflict and Tension in Asia 1950-1975

Paper 2 - Shaping the Nation

Topic 1 – Health and the people c1000-Present day

Topic 2 – Norman England c1066-1100 (TBC)

USEFUL RESOURCES

Remember to use your revision packs that your teacher has already given you. These packs are colour coded for each of the units and contain practice questions, Key knowledge booklets, structure/timing information etc. The best way to revise for History is to learn small chunks of key knowledge through revision cards or spider diagrams and then apply this knowledge by writing exam style questions in timed conditions.

The websites below might also be useful:



<https://www.senecalearning.com/>

Seneca Learning has excellent quizzes and information on all 4 of our GCSE History topics. You will need to create a free account before you log in and then search for our topics in the menu.



<https://www.mrallsophistory.com/revision/>

A great revision website for the modern world topics. There are also videos to watch and podcasts that you can download and listen to at any time.



<https://www.bbc.co.uk/bitesize/examspecs/zxjk4j6>



<https://www.bbc.co.uk/bitesize/topics/zttypbk>

Although the above BBC Bitesize websites are not directly for AQA, the information about the topics we study is really relevant. Use these to brush up on both Health and the Normans.

SUBJECT LEADER

Mrs L Champlin

lchamplin@wathacademy.com

SUBJECT COMPONENTS

November 2021: The brief will be released.

January – April 2022: 10 hours of preparation time and 20 hours of exam time. This is all covered in lessons from January to Easter and it is imperative that lessons are attended to complete this.

The final performance will take the format of a concert in which each student will be required to perform for between 10-15 minutes duration based on the theme of the brief set by the exam board.

USEFUL RESOURCES

Outside of lessons, pupils have access to instrumental lessons through peripatetic teachers with whom they will work closely on the performance element of the course.

Students have access to Sibelius 7 software to use as an arranging tool for suitable material, alongside the internet for researching ideas.

Drop-in sessions at lunchtime are available for extra assistance and catch up.

We encourage students to listen and perform a wide variety of genres of music to broaden their experiences and prepare them for an unknown brief.

SUBJECT LEADER

Mrs J Hole

jhole@wathacademy.com

SUBJECT COMPONENTS

Component 1 – Fitness and Body Systems / 1hr 45m exam / 90 marks = 36%

Component 2 – Health and Performance / 1hr 15m exam / 70 marks = 24%

Component 3 – Practical Performance / 3 sports / 3 x 35 marks = 30%

Component 4 – Personal Exercise Programme / 20 marks = 10%

USEFUL RESOURCES

The best way to revise GCSE PE is to practice exam questions, below are some useful sources of support at home.

Your purple exam questions book is really useful to complete questions based on what you do in class, then for final revision at the end of the year – Revise Edexcel GCSE Physical Education Unit 1
ISBN:9781446903629

Learning Platform – Subjects – PE – GCSE Resources – Revision

Exam specific revision starting after February half term every Friday 3:45pm – 4:45pm

You could also visit GCSE PE Bitesize or Edexcel GCSE PE (exam wizard) for excellent revision tasks and practice questions that are marked for you.



<https://www.bbc.co.uk/bitesize/subjects/znyb4wx>



<https://qualifications.pearson.com/en/support/Services/examwizard.html>

SUBJECT LEADER

Mr J Thompson

jthompson@wathacademy.com

SUBJECT COMPONENTS

Unit 1 – Fitness for Sport and Exercise.

This is an external examination which is worth 25% of the BTEC qualification. Learner's are required to know about the components of fitness and the principles of training, explore different fitness training methods and investigate fitness testing to determine fitness levels.

Unit 2 – Practical Performance in Sport

This is an internally assessed coursework unit which is worth 25% of the qualification. Learner's will understand the rules and regulations of two sports, practically perform these and assess their own performance. They will then review this before completing an improvement plan.

Unit 3 – Applying the Principles of Personal Training

This is an internally assessed coursework unit which is worth 25% of the qualification. Learner's plan and undertake a 6-week training programme which aims to improve a specific area of fitness.

Unit 6 – Leading Sports Activities

This is an internally assessed coursework unit which is worth 25% of the qualification. Learner's will plan and deliver a sports session to the local primary school then review their performance as a leader

USEFUL RESOURCES



BTEC Sport Specification:

https://qualifications.pearson.com/content/dam/pdf/BTEC-Firsts/Sport/2012/Specification-and-sample-assessments/9781446936368_BTECFIRST_AWD_SPORT_SPEC_ISS4.pdf

Past Papers/ lesson resources and help sheets can be found on the Temp Store – PE then follow the teachers name

SUBJECT LEADER

Mrs K Platt

kplatt@wathacademy.com

GCSE PSYCHOLOGY

AQA

SUBJECT COMPONENTS

Paper 1 - Cognition and behaviour (1 hour 45 minutes) – 50%

Memory

Perception

Development

Research methods

Use of a calculator may be required.

Paper 2 - Social context and behaviour (1 hour 45 minutes) – 50%

Social influence

Language, thought and communication

Brain and neuropsychology

Psychological problems

Use of a calculator may be required.

USEFUL RESOURCES

Psychology Revision tips:

Spaced learning.

Prioritise the topics, skills and content that you are least confident with (RAG the specification to help you do this)

Alternating between topics (interleaving) allows you to make links easier. This will be helpful in essays that may require you to discuss information from more than one topic.

Keep revision active (mindmaps and revision cards rather than reading and rewriting), add illustrations to aid memory.

Frequently recall information from memory (retrieval practice) using quizzes, review grids or drawing mindmaps from memory. Quizlet is also good for this.



Psychboost

Psychboost has videos for each topic and are a great way to revise the topics. Remember to use some retrieval afterwards.

<https://psychboost.com/gcse/>



Learn Dojo

This is a website that has revision booklets for each topic. There is a small fee to instantly download them.

<https://learndojo.org/gcse/aqa-psychology/>

SUBJECT LEADER

Mrs B Heselden

bheselden@wathacademy.com

GCSE SOCIOLOGY

AQA

SUBJECT COMPONENTS

Unit One (8192/1) – The Sociology of Families and Education (plus research methods) – 50%

This is a written paper which is 105 minutes (1 hour and 45 minutes). The paper is worth 100 marks.

All questions are compulsory and there are two multiple choice questions followed by a range of short and extended responses.

Unit Two (8192/2) – The Sociology of Crime and Deviance and Social Stratification (plus research methods) – 50%

This is a written paper which is 105 minutes (1 hour and 45 minutes). The paper is worth 100 marks.

All questions are compulsory and there are two multiple choice questions followed by a range of short and extended responses.

USEFUL RESOURCES

The key to success in GCSE Sociology is practice, practice, practice! Students who practice applying their knowledge to examination questions are more successful than those who do not.

Your AQA GCSE 9-1 Sociology Revision and Practice book has a range of questions included for you to practice.



It is highly recommended that students use the AQA website to access the specimen practice exam papers and mark schemes at home in their own time.
https://www.aqa.org.uk/subjects/sociology/gcse/sociology-8192/assessment-resources?f.Resource+type%7C6=Question+papers&sort=title&num_ranks=10



This website offers a range of 'study notes' and videos that can be useful to supplement your studies.
<https://www.tutor2u.net/sociology/reference?level=2998>



Whilst this website is primarily aimed at A Level students, it provides a wealth of resources ranging from work booklets, study packs and summary sheets which are useful for both GCSE and A Level students. Highly recommended!
<https://hectichteachersociology.com/>

SUBJECT LEADER

Miss K Cooke

kmcooke@wathacademy.com

SUBJECT COMPONENTS

Paper 1 – Listening

Extracts in Spanish; comprehension questions to be answered in English and in Spanish
25% of GCSE

Paper 2 – Speaking

Role-Play scenario
Description of a photo
General conversation
25% of GCSE

Paper 3 – Reading

Texts in Spanish; comprehension questions to be answered in English and in Spanish
Translation from Spanish into English
25% of GCSE

Paper 4 – Writing

Structured writing tasks in Spanish
Translation from English into Spanish
25% of GCSE

USEFUL RESOURCES

There are various useful tools that can be accessed from home when revising Spanish.



For Spanish language skills, including speaking, listening, reading and writing, go to GCSE Bitesize Spanish.

<http://www.bbc.co.uk/schools/gcsebitesize/spanish/>



Access Languages Online for reading skills and grammar.

<http://www.languagesonline.org.uk/Hotpotatoes/Index.htm>

Quizlet and Memrise are interactive tools that support you while learning the GCSE vocabulary. This is essential to succeed in the Reading and Listening papers.



<http://www.quizlet.com> - search for Wathcompspanish for all the GCSE vocabulary you need



<http://www.memrise.com> – search for Spanish GCSE AQA

SUBJECT LEADER

Mrs C Da Costa

cdacosta@wathacademy.com

KEY Y11 DATES

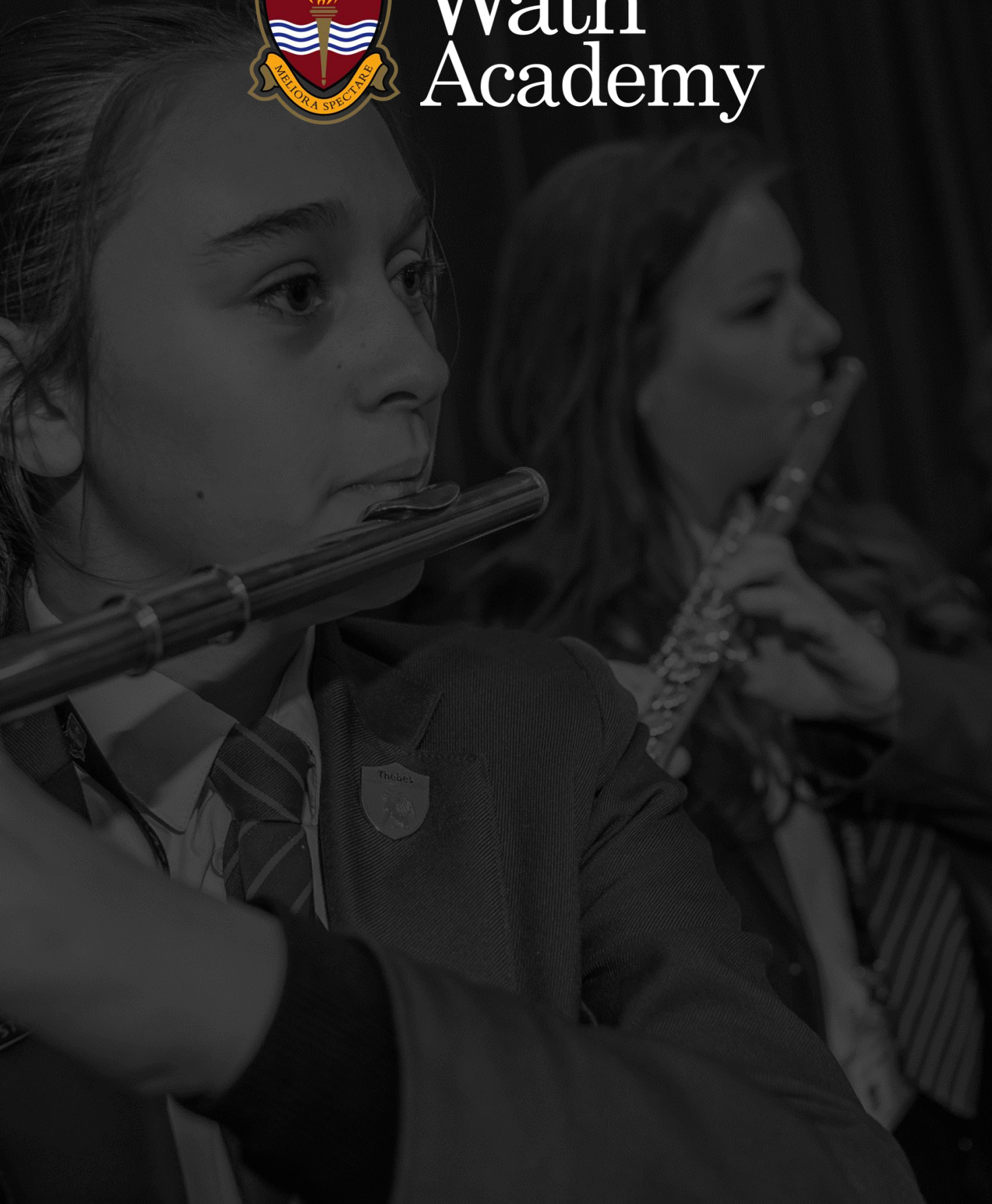
Event	Date
Register an interest in Sixth Form (Academy Website)	September onwards
Year 11 LC1 Trial Exams	18 October 2021 - 5 November 2021
Sixth Form Open Evening	11 November 2021
Y11 Parents' Evening	30 November 2021
Sixth Form Interviews Round 1	w/c 24 January 2022
Year 11 LC2 Trial Exams	31 January 2022 - 11 February 2022
Y11 Parents' Evening	8 March 2022
Year 11 Final Trial Exams	28 March 2022 – 8 April 2022
Sixth Form Interviews Round 2	w/c 9 May 2022
Year 12 Induction Days	w/c 4 July 2022
Results Day and Enrolment to Sixth Form	August 2022



MELIORA SPECTARE



Wath Academy



MALBYLEARNINGTRUST
Exceptional Experiences. Successful Lives.